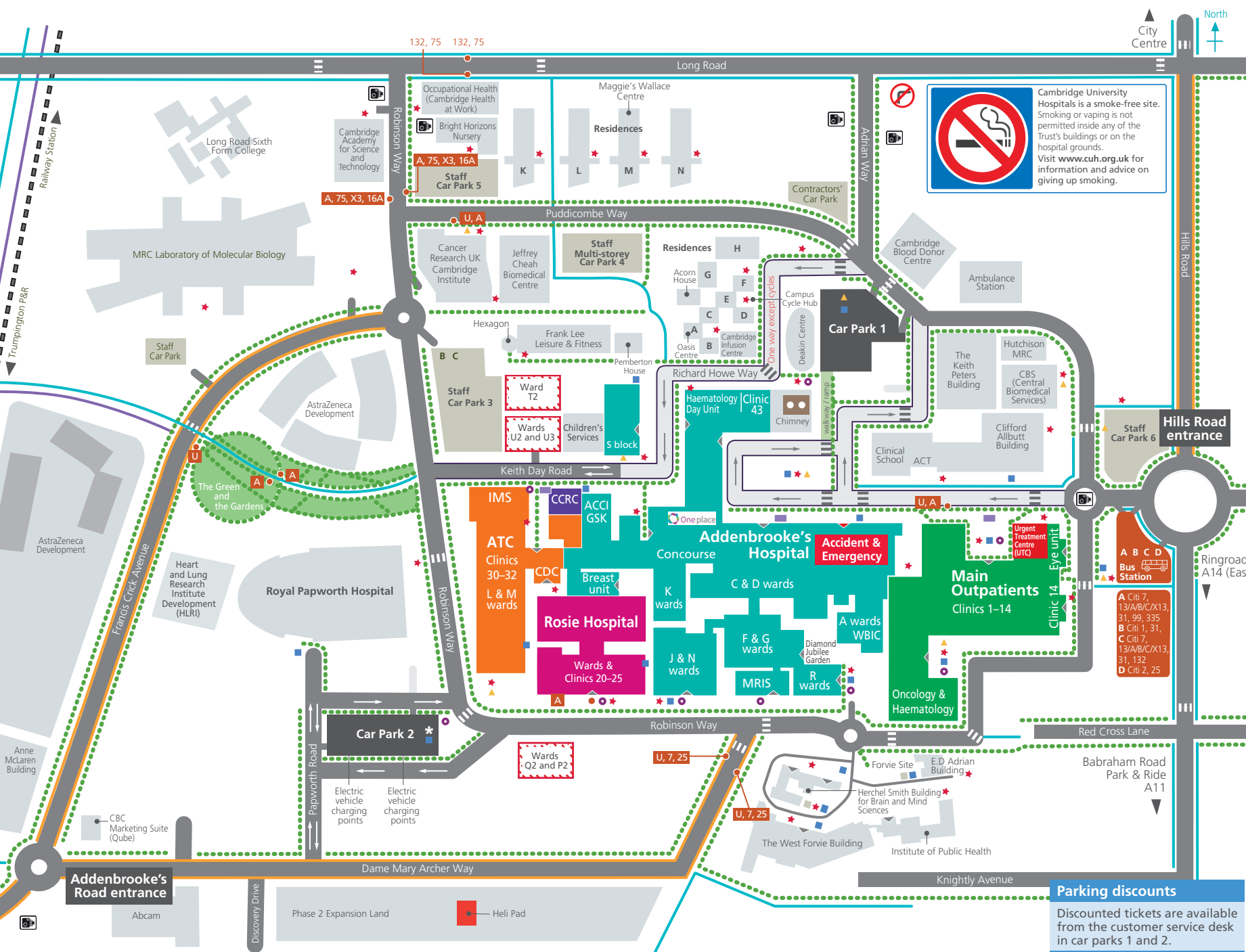


# Public entrance points



**Key**

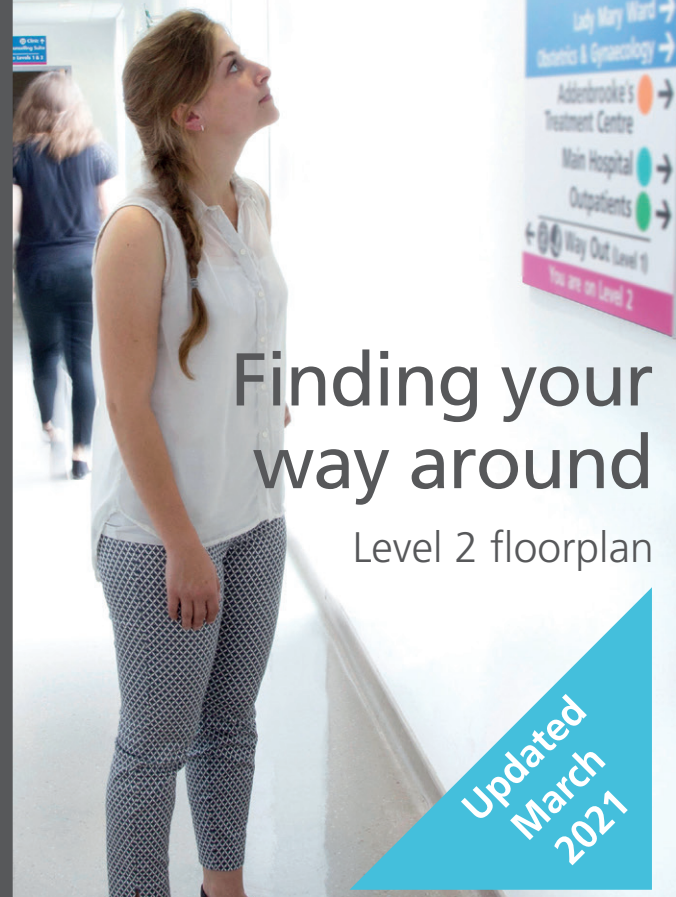
- ◀ Entrances
- ▭ Buildings
- ▭ Patient & visitor car park
- \* Customer service desk
- ← One way only
- Cycleway – marked on road
- Shared path
- ⋯ Footpath
- Railway line
- Guided bus route
- Bus stop
- Drop off bay
- Courtesy Bus stop
- Disabled parking spaces
- ▲ Motor cycle parking
- ★ Bicycle parking
- ▬ Pedestrian crossing
- 📷 ANPR enforcement cameras
- Outpatients clinics 1-14
- Main hospital
- Rosie hospital Wards and clinics 20-25
- Addenbrooke's Treatment Centre (ATC) wards and clinics 30-32
- Cambridge Clinical Research Centre (CCRC)
- Accident and Emergency

**Abbreviations**

- ACCI NIHR/Wellcome Trust Clinical Research Facility
- ACT Addenbrooke's Charitable Trust
- ATC Addenbrooke's Treatment Centre
- CCRC Cambridge Clinical Research Centre
- CDC Child Development Centre
- CRUK Cancer Research UK
- GSK GlaxoSmithKline
- IMS Institute of Metabolic Science
- MRC Medical Research Council
- MRIS Magnetic Resonance Imaging and Spectroscopy
- WBIC Wolfson Brain Imaging Centre

**A** Abington      **G** Grantchester  
**B** Barton        **H** Harston  
**C** Coton          **K** Kingston  
**D** Duxford       **L** Linton  
**E** Elsworth      **M** Milton  
**F** Foxton         **N** Newton

**Parking discounts**  
 Discounted tickets are available from the customer service desk in car parks 1 and 2.



## Finding your way around

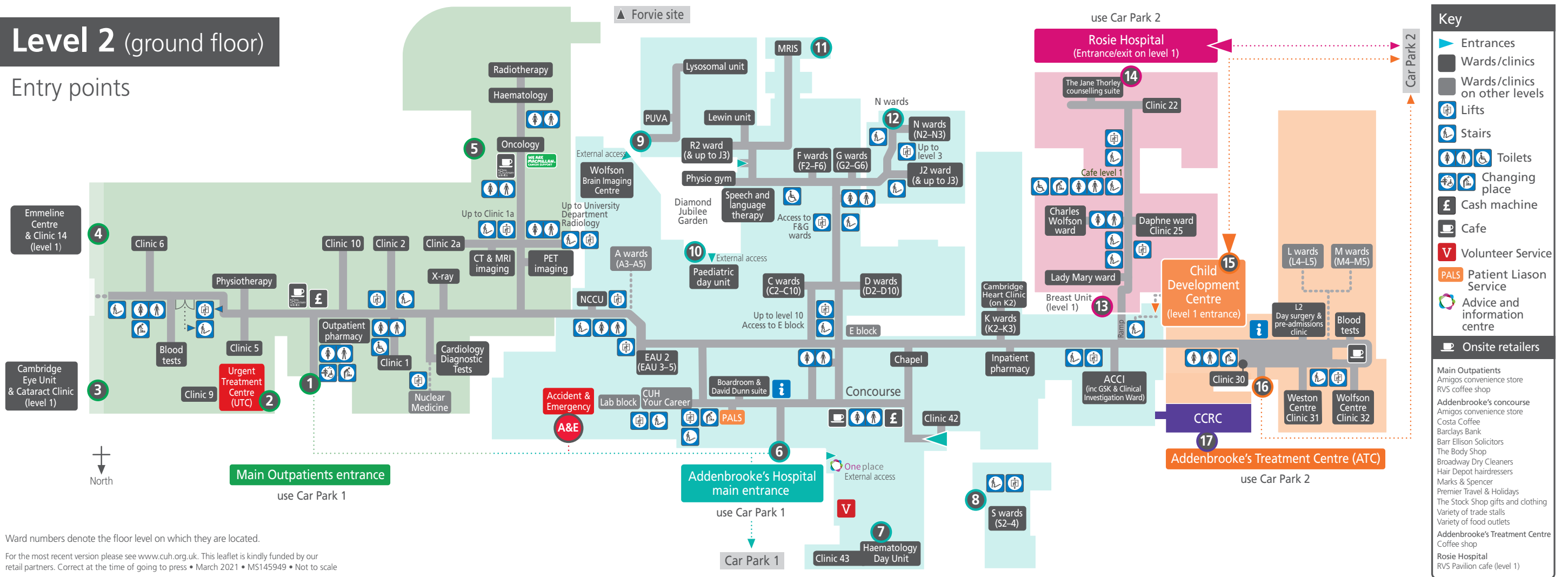
Level 2 floorplan

Updated  
 March  
 2021

**Welcome**  
 Cambridge University Hospitals is part of the Cambridge Biomedical Campus to the south of Cambridge city centre. We hope this guide will help you to find your way around.

# Level 2 (ground floor)

## Entry points



Ward numbers denote the floor level on which they are located.

For the most recent version please see [www.cuh.org.uk](http://www.cuh.org.uk). This leaflet is kindly funded by our retail partners. Correct at the time of going to press • March 2021 • MS145949 • Not to scale

### Outpatients entry points ① ② ③ ④ ⑤

Main Outpatients 1			
Clinic 1 L2	Blood tests L2	Outpatient pharmacy L2	Cambridge Eye Unit L1
Clinic 1a L4	Cardiology diagnostic tests L2	Pain clinic L3	Cataract Clinic L1
Clinic 2 L2	Cleft lip and palate L3	PET unit L2	Emmeline Centre L1
Clinic 2a L2	Clinical neurophysiology L3	Physiotherapy L2	Clinic 14 L1
Clinic 3 L3	CT and MRI L2	Radiology day unit L3	Oncology L2
Clinic 4 L3	Dept of nuclear medicine L3	Speech therapy L3	Haematology L2
Clinic 4a L3	DEXA imaging L3	Ultrasound L3	Radiotherapy L2
Clinic 5 L2	Haematology L4	X-ray L2	
Clinic 6 L2	Immunology L4	University Department Radiology L5	
Clinic 7 L3	Medical photography L3	Urgent treatment centre L2	
Clinic 8 L3		Clinic 9 L2	
Clinic 10 L2			
Clinic 12 L3			

### Main hospital entry points ⑥ ⑦ ⑧ ⑨ ⑩ ⑪ ⑫

Main hospital 6		
Clinic 42	ACCI (inc GSK)	Clinic 43
John Farman ICU Ward (D3)	Wards A3–A5	Wards S2–S4
Main concourse	Wards C2–C10	Wards R2–R3
Overnight intensive recovery	Wards D2–D10	PUVA
Paediatric intensive care unit (PICU)	Wards A3–A5	Lysosomal unit
Paediatric day unit	Units E4–E10 E block	Paediatric day unit
Lewin unit	Wards F2–F6	MRIS unit
Physio gym	Wards G2–G6	Wards J2 & J3
Speech and language therapy	Cambridge Heart Clinic (K2)	Wards N2–N3
Haematology day unit	Neuro intensive care unit (NICU)	

### Rosie Hospital entry points ⑬ ⑭

Rosie Hospital 13		Rosie Hospital 14	
Cambridge Breast Unit L1	Clinic 22 L2	Chestnut House L1	Clinic 25 L2
Clinic 21 L1	Clinic 25 L2	Clinic 21 L1	Clinic 25 L2
Clinic 24 L1	Daphne ward L2	Clinic 24 L1	Daphne ward L2
MRI L1	Lady Mary ward L2	MRI L1	Lady Mary ward L2
Reception L1	The Jane Thorley counselling suite L2	Reception L1	The Jane Thorley counselling suite L2
Rosie Birth Centre L1	Clinic 23 L3	Rosie Ultrasound Dept L1	Clinic 23 L3
Rosie Ultrasound Dept L1	Delivery unit L3	The Evelyn: Perinatal Imaging Centre L1	Delivery unit L3
The Evelyn: Perinatal Imaging Centre L1	Neonatal unit L3	Charles Wolfson ward L2	Neonatal unit L3
Charles Wolfson ward L2	Obstetric Close L3		Obstetric Close L3
	Observation Unit L3		Observation Unit L3
	Obstetric Recovery L3		Obstetric Recovery L3
	Sara ward L3		Sara ward L3

### ATC (Addenbrooke's Treatment Centre) entry points ⑮ ⑯

ATC 15		
Child Development Centre (CDC) L1	Reception L2	Plastic surgery unit L3
Blood tests L2	Weston Centre L2	Theatre admissions L3
Day Surgery & pre-admissions clinic L2	Wolfson Centre L2	X-ray L3
	Clinic 33 L3	L4 and L5 wards (L4 and L5)
	Endoscopy L3	M4 and M5 wards (L4 and L5)
	Haematology clinic L3	Vascular studies unit L5
	Immunology clinic L3	
	MRC epidemiology L3	

### CCRC (Cambridge Clinical Research Centre) entry point ⑰

CCRC 17		
Interventional Procedures Unit L2	Early Phase Unit L3	Wellcome – MRC IMS Translational Research Facility (TRF) L4 and L6
	Clinical Research Facility L5	